



Dry Cargo Container


◆ 20' Steel Dry Cargo Container

| Exterior | | |  | | |
|--------------|-------------|-------------|--|-----------|--|
| Length | Width | Height | | | |
| 20'-0" | 8'-0" | 8'-6" | | | |
| 6.058 m | 2.438 m | 2.591 m | | | |
| Interior | | | | | |
| Length | Width | Height | | | |
| 19'-4 13/16" | 7'-8 19/32" | 7'-9 57/64" | | | |
| 5.898 m | 2.352 m | 2.385 m | | | |
| Weight | | | Door Opening | | |
| MGW | TARE | NET | Width | Height | |
| 67,200 lb | 5,290 lb | 61,910 lb | 7'-8 1/8" | 7'-5 3/4" | |
| | | | 2.343 m | 2.280 m | |
| 30,480 kg | 2,400 kg | 28,080 kg | CU.M | CU.FT | |
| | | | 33.2 | 1,172 | |
| Remark | | | | | |


◆ 40' Steel Dry Cargo Container

| Exterior | | |  | | |
|--------------|-------------|-------------|--|-----------|--|
| Length | Width | Height | | | |
| 40'-0" | 8'-0" | 8'-6" | | | |
| 12.192 m | 2.438 m | 2.591 m | | | |
| Interior | | | | | |
| Length | Width | Height | | | |
| 39'-5 45/64" | 7'-8 19/32" | 7'-9 57/64" | | | |
| 12.032 m | 2.352 m | 2.385 m | | | |
| Weight | | | Door Opening | | |
| MGW | TARE | NET | Width | Height | |
| 67,200 lb | 8,820 lb | 58,380 lb | 7'-8 1/8" | 7'-5 3/4" | |
| | | | 2.343 m | 2.280 m | |
| 30,480 kg | 4,000 kg | 26,480 kg | CU.M | CU.FT | |
| | | | 67.5 | 2,385 | |
| Remark | | | | | |

◆ 40' Hi-Cube Steel Dry Cargo Container

| Exterior | | |  | | | |
|--------------|-------------|-------------|--|-------------|--|--|
| Length | Width | Height | | | | |
| 40'-0" | 8'-0" | 9'-6" | | | | |
| 12.192 m | 2.438 m | 2.896 m | | | | |
| Interior | | | | | | |
| Length | Width | Height | | | | |
| 39'-5 45/64" | 7'-8 19/32" | 8'-9 15/16" | | | | |
| 12.032 m | 2.352 m | 2.69 m | | | | |
| Weight | | | Door Opening | | | |
| MGW | TARE | NET | Width | Height | | |
| 67,200 lb | 9,260 lb | 57,940 lb | 7'-8 1/8" | 8'-5 49/64" | | |
| | | | 2.343 m | 2.585 m | | |
| 30,480 kg | 4,200 kg | 26,280 kg | CU.M | CU.FT | | |
| | | | 76.2 | 2,690 | | |
| Remark | | | | | | |
| | | | | | | |


◆ 45' Hi-Cube Steel Dry Cargo Container

| Exterior | | |  | | | |
|---|-----------|-----------|--|---------|--|--|
| Length | Width | Height | | | | |
| 45'-0" | 8'-0" | 9'-6" | | | | |
| 13.716 m | 2.438 m | 2.896 m | | | | |
| Interior | | | | | | |
| Length | Width | Height | | | | |
| 44'6" | 7'7" | 8'7" | | | | |
| 13.556 m | 2.352 m | 2.700 m | | | | |
| Weight | | | Door Opening | | | |
| MGW | TARE | NET | Width | Height | | |
| 67,200 lb | 10,858 lb | 56,342 lb | 7'-8 1/8" | 8'-6" | | |
| 71,500 lb | 10,360 lb | 61,290 lb | 2.340 m | 2.585 m | | |
| 30,480 kg | 4,870 kg | 25,610 kg | CU.M | CU.FT | | |
| 32,500 kg | 4,700 kg | 27,800 kg | 86 | 3,040 | | |
| Remark | | | | | | |
| UNITS WITH MGW 30,480 KG CAN BE COORDINATED FROM. 1. EMCU801001-802500 2. EISU804001~804500 | | | | | | |

Refrigerated Container

◆ 20' M.G.S.S. Refrigerated Container

| Exterior | | |
|-------------|-------------|-------------|
| Length | Width | Height |
| 20'-0" | 8'-0" | 8'-6" |
| 6.058 m | 2.438 m | 2.591 m |
| Interior | | |
| Length | Width | Height |
| 18'- 17/32" | 7'-6 15/32" | 7'-5 39/54" |
| 5.500 m | 2.298 m | 2.276 m |



| Nominal | Weight | | |
|----------------|-----------|----------|-----------|
| Cubic Capacity | MGW | TARE | NET |
| 1,016 cu.ft. | 67,200 lb | 6,750 lb | 60,630 lb |
| 28.8 cu.m. | 30,480 kg | 2,980 kg | 27,500 kg |

◆ 40' M.G.S.S. Hi-Cube Refrigerated Container

| Exterior | | |
|------------|------------|-------------|
| Length | Width | Height |
| 40'-0" | 8'-0" | 9'-6" |
| 12.192 m | 2.438 m | 2.896 m |
| Interior | | |
| Length | Width | Height |
| 38'-19/64" | 7'-6-5/16" | 8'-4-35/64" |
| 11.590 m | 2.294 m | 2.544 m |



| Nominal | Weight | | |
|----------------|-----------|-----------|-----------|
| Cubic Capacity | MGW | TARE | NET |
| 2,384 cu.ft. | 74,960 lb | 10,490 lb | 64,470 lb |
| 67.5 cu.m. | 34,000 kg | 4,760 kg | 29,240 kg |

Special Container

◆ 20' Full Height Open Top Container

| Exterior | | |
|-----------|----------|-----------|
| Length | Width | Height |
| 20'-0" | 8'-0" | 7'-8" |
| 6.058 m | 2.438 m | 2.591 m |
| Interior | | |
| Length | Width | Height |
| 19'-4" | 7'-9" | 7'-8" |
| 5.898 m | 2.352 m | 2.348 m |
| Weight | | |
| MGW | TARE | NET |
| 67,200 lb | 5,140 lb | 62,060 lb |
| 30,480 kg | 2,330 kg | 28,150 kg |
| CU.M | | CU.FT |
| 32.5 | | 1,148 |
| Remark | | |
| | | |



◆ 40' Full Height Open Top Container

| Exterior | | |
|-----------|----------|-----------|
| Length | Width | Height |
| 40'-0" | 8'-0" | 8'-6" |
| 12.192 m | 2.438 m | 2.591 m |
| Interior | | |
| Length | Width | Height |
| 39'-6" | 7'-9" | 7'-8" |
| 12.032 m | 2.352 m | 2.348 m |
| Weight | | |
| MGW | TARE | NET |
| 67,200 lb | 8,950 lb | 58,250 lb |
| 30,480 kg | 4,060 kg | 26,420 kg |
| CU.M | | CU.FT |
| 65.9 | | 2,327 |
| Remark | | |
| | | |



◆ 40' Hi-Cube Open Top Container

| Exterior | | |
|-----------|----------|------------|
| Length | Width | Height |
| 40'-0" | 8'-0" | 9'-6" |
| 12.192 m | 2.438 m | 2.896 m |
| Interior | | |
| Length | Width | Height |
| 39'-6" | 7'-9" | 8'-8 7/16" |
| 12.032 m | 2.352 m | 2.653 m |
| Weight | | |
| MGW | TARE | NET |
| 67,200 lb | 9,390 lb | 57,810 lb |
| 30,480 kg | 4,260 kg | 26,220 kg |
| CU.M | | CU.FT |
| 75.1 | | 2,650 |
| Remark | | |
| | | |



◆ 20' Flat Rack Container with Collapsible End

| Exterior | | |
|-----------|----------|-----------|
| Length | Width | Height |
| 20'-0" | 8'-0" | 8'-6" |
| 6.058 m | 2.438 m | 2.591 m |
| Interior | | |
| Length | Width | Height |
| 18'2 5/8" | 7'2 3/8" | 7'3 1/8" |
| 5.553 m | 2.194 m | 2.213 m |
| Weight | | |
| MGW | TARE | NET |
| 74,950 lb | 6,170 lb | 68,780 lb |
| 34,000 kg | 2,800 kg | 31,200 kg |
| Remark | | |
| | | |



◆ 40' Flat Rack Container with Collapsible End

| Exterior | | |
|------------|------------|------------|
| Length | Width | Height |
| 40'-0" | 8'-0" | 8'-6" |
| 12.192 m | 2.438 m | 2.591 m |
| Interior | | |
| Length | Width | Height |
| 38'4 5/64" | 7'9 15/32" | 6'4 31/32" |
| 11.686 m | 2.374 m | 1.955 m |
| Weight | | |
| MGW | TARE | NET |
| 99,210 lb | 10,800 lb | 88,410 lb |
| 45,000 kg | 4,900 kg | 40,100 kg |
| Remark | | |
| | | |



◆ 40' Flat Rack Hi-Cube Container

| Exterior | | |
|------------|-----------|-----------|
| Length | Width | Height |
| 40'-0" | 8'-0" | 9'-6" |
| 12.192 m | 2.438 m | 2.896 m |
| Interior | | |
| Length | Width | Height |
| 38'1-7/8" | 7'9 7/16" | 7'5 1/8" |
| 11.630 m | 2.374 m | 2.264 m |
| Weight | | |
| MGW | TARE | NET |
| 110,230 lb | 11,020 lb | 99,210 lb |
| 50,000 kg | 5,000 kg | 45,000 kg |
| Remark | | |
| | | |



Air Freight Container Types and Dimensions

The following guide to airfreight containers, also called Unit Load Devices (ULD), has been developed from materials supplied by IATA (International Air Transport Association) and the ATA (Air Transport Association of America). This guide lists and illustrates the average external dimensions and weight limitations of the primary containers in use today. Exact dimensions and weight limitations will vary by manufacturer and availability will vary by air carrier and tradelane.

LD-1

IATA ULD Code: AVC Contoured Container
 Also known as: AVC, AVD, AVK, AVJ
 Forkable: AVY
 Classification: LD-1
 Rate Class: Type 8
 Suitable for: B747, B767, B777, MD-11
 Internal volume: 4.8 cu. m (169.5 cu. ft)
 Maximum gross weight: 1588 kg (3501 lb)



LD-6

IATA ULD Code: ALF Contoured Container
 Also known as: AWD, AWF
 Forkable: AWC
 Classification: LD-6
 Rate Class: Type 6W
 Suitable for: A300, A310, A330, A340, B747, B777, DC-10, MD-11, L1011
 Internal volume: 8.9 cu. m (314 cu. ft)
 Maximum gross weight: 3175 kg (7000 lb)



LD-2

IATA ULD Code: DPE Contoured Container
 Also known as: APA, DPA
 Forkable: DPN
 Classification: LD-2
 Rate Class: Type 8D
 Suitable for: B767
 Internal volume: 3.4 cu. m (120 cu. ft)
 Maximum gross weight: 1225 kg (2700 lb)



LD-7

IATA ULD Code: XAW PIP Pallet with fixed angle wings and net
 Classification: LD-7
 Rate Class: Type 5
 Suitable for: Wide body: All aircraft
 Maximum volume with overhang: 14.0 cu. m (494 cu. ft)
 Maximum gross weight: 5000 kg (11023 lb)



LD-3

IATA ULD Code: AKE Contoured Container
 Also known as: AKE, AVA, AVB, AVC, AVK, DVA, DVE, DVP, XKS, XKG
 Forkable: AKN, AVN, DKN, DVN, XKN
 Classification: LD-3
 Rate Class: Type 8
 Suitable for: A300, A310, A330, A340, B747, B767, B777, DC-10, MD-11, L1011
 Internal volume: 4.3 cu. m (152 cu. ft)
 Maximum gross weight: 1588 kg (3500 lb)



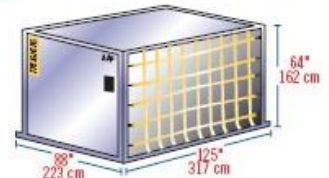
LD-8

IATA ULD Code: DQF
 Also known as: ALE, ALN, DLE, DLF, DQP, MQP
 Classification: LD-8
 Rate Class: Type 6A
 Suitable for: B767
 Internal volume: 6.85 cu. m (242 cu. ft)
 Maximum gross weight: 2450 kg (5401 lb)



LD-9

IATA ULD Code: AAP Enclosed Pallet on PIP base
 Also known as: AA2, XAG, XAV
 Classification: LD-9
 Rate Class: Type 5
 Suitable for: A300, A310, A330, A340, B747, B767, DC-10, MD-11, L1011
 Internal volume: 9.1 cu. m (321 cu. ft)
 Maximum gross weight: 4624 kg (10194 lb) lower deck
 6000 kg (13227 lb) main deck



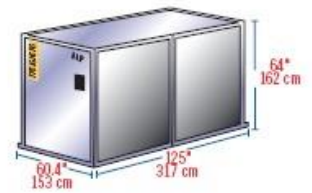
Insulated LD-3

IATA ULD Code: RKN
 Classification: LD-3
 Rate Class: Type 8
 Suitable for: A300, A310, A330, A340, B747, B767, B777, DC-10, MD11, L1011
 Internal volume: 3.0 cu. m (109 cu. ft)
 Maximum gross weight: 1588 kg (3500 lb)
 Temperature Control Range: -20C to +20C



LD-11

IATA ULD Code: ALP Rectangular Container
 Also known as: ALD, AW2, AWB, AWD, AWZ, DLP, DWB, MNB
 Refrigerated version: RWB, RWD, RWZ
 Classification: LD-11
 Rate Class: Type 6
 Suitable for: A300, A310, A330, A340, B747, B777, DC-10, MD-11, L1011
 Internal volume: 7.2 cu. m (253 cu. ft)
 Maximum gross weight: 3176 kg (7002 lb)



LD-4

IATA ULD Code: ALP Rectangular Container
 Also known as: ALD, AWD, AWZ, DLP
 Forkable: ALB, ALC, AWB, AWC
 Classification: LD-4
 Rate Class: Type 8
 Suitable for: B767, B777
 Internal volume: 5.7 cu. m (201 cu. ft)
 Maximum gross weight: 2449 kg (5399 lb)



A-2

IATA ULD Code: DAA
 Classification: A-2
 Suitable for: B747, B747F, DC8, DC10, A300/F
 Internal volume: 12.6 cu. m (444 cu. ft)
 Maximum gross weight: 6033 kg (13300 lb)

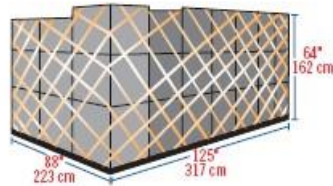


Air Freight Container Types and Dimensions

The following guide to airfreight containers, also called Unit Load Devices (ULD), has been developed from materials supplied by IATA (International Air Transport Association) and the ATA (Air Transport Association of America). This guide lists and illustrates the average external dimensions and weight limitations of the primary containers in use today. Exact dimensions and weight limitations will vary by manufacturer and availability will vary by air carrier and tradelane.

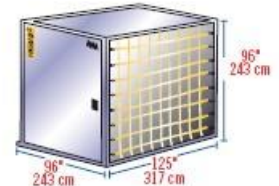
88" PALLET

IATA ULD Code: P1P
 Classification: 88" Pallet with net
 Suitable for: B747, B767, B777, DC-10
 Maximum volume: 11.9 cu. m. (420 cu. ft)
 Maximum gross weight: 747/DC-10: 6033 kg (13300 lb)
 767: 5103 kg (11227 lb)
 777/DC-10: 4626 kg (10501 lb)
 Can be loaded to 96" (162 cm) and 118" (300 cm) on freighters



AQ6

IATA ULD Code: AMA Rectangular Container on P6P Base
 Also known as: AMF, AMG, AMK, AMP, AQA, AQD, AQ6
 Classification: M-1
 Rate Class: Type 2
 Suitable for: B747F, B747Combi
 Internal volume: 17.5 cu. m (618 cu. ft)
 Maximum gross weight: 6804 kg (15000 lb)



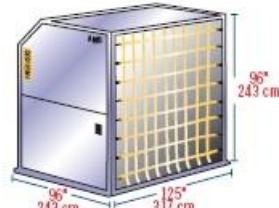
96" PALLET

IATA ULD Code: P6P 10ft flat pallet with net
 Also known as: P6A, P6C, P6Q, PMA, FMC, PMP, PQP
 Classification: LD-9
 Rate Class: Type 2BG
 Suitable for: A300, A310, A330, A340, B747, B767, B777, DC-10, MD-11, L1011
 Maximum volume: 21.2 cu. m (747 cu. ft.)
 Maximum gross weight: 6,804 kg (15000 lb)
 Can be loaded to 96" (162 cm) and 118" (300 cm) on freighters



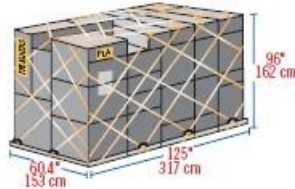
AQ7

IATA ULD Code: AMD Contoured Container on P6P Base
 Also known as: AQA, AQ7
 Classification: M1H
 Rate Class: Type 2H
 Suitable for: B747F, B747Combi
 Internal volume: 19.9 cu. m (702 cu. ft)
 Maximum gross weight: 6800 kg (14991 lb)



HALF PALLET

IATA ULD Code: PLA half pallet with net
 Also known as: PLB, FLA, P9A, P9B, P9P, P9R, P9S
 Classification: HP
 Rate Class: Type 6
 Suitable for: Lower deck: B747, B777
 Main deck: B707F, B727F, B737F
 Maximum volume: 7.2 cu. m (254 cu. ft)
 Maximum gross weight: 3175 kg (6999 lb)



M-6

IATA ULD Code: AGA 20ft Box Container
 Also known as: ASE
 Classification: M-6
 Rate Class: Type 1
 Suitable for: B747F, B747Combi
 Internal volume: 33.0 cu. m (1165 cu. ft.)
 Maximum gross weight: 11340 kg (25000 lb)



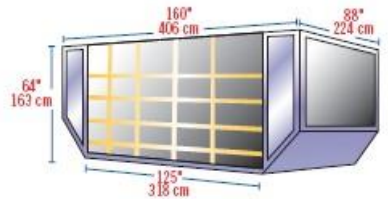
16 FT PALLET

IATA ULD Code: PRA 16ft flat pallet with net
 Also known as: PMA, P4A, P4M, PZA
 Classification: MDP
 Rate Class: Type 1P
 Suitable for: B747, B747Combi
 Maximum volume: 26.8 cu. m (946 cu. ft)
 Maximum gross weight: 11300 kg (24991 lb)



LD-26

IATA ULD Code AAF
 Classification: LD-26
 Suitable for: B747, B777, DC-10
 Maximum gross weight:
 747/DC-10: 6033 kg (13300 lb)
 777/DC-10: 4626 kg (10501 lb)



20 FT PALLET

IATA ULD Code: PGA 20ft flat pallet with net
 Also known as: PGE, PGF, PSA, PSG, P7A, P7E, P7F, P7G
 Classification: M-6
 Rate Class: Type 1
 Suitable for: B747F, B747Combi
 Maximum volume: 33.2 cu. m (1174 cu. ft.)
 Maximum gross weight: 11340 kg (25000 lb)



LD-29

IATA ULD Code: AAU Contoured Container on P1P base
 Classification: LD-29
 Rate Class: Type 5
 Suitable for: B747
 Internal volume: 14.2 cu. m (501 cu. ft)
 Maximum gross weight: 6033 kg (13300 lb)

